

IVY 8 PENDANT

Inspired by new plants in the spring growing towards the light, the organic curve of the bronze metal stem is soft and sculptural and is complemented by the hand blown glass shades.

FINISH

bronze with satin brass details
smoked glass shades
IVYPE8BZSC

bronze with satin brass details
opal glass shades
IVYPE8BZGO

SUSPENSION

drop rod with ceiling box

please specify the required overall drop from the ceiling to the bottom of the fitting (see overleaf)

BULBS

240v - 8 x E14, 25w max (or 4.5w LED 2700k)
120v - 8 x E12, 25w max (or 4.5w LED 2700k)
(no bulbs supplied)

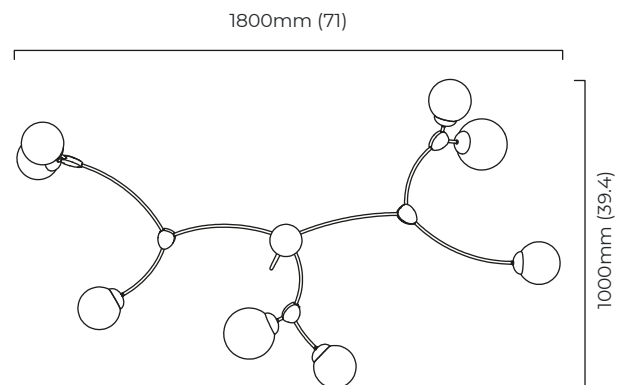
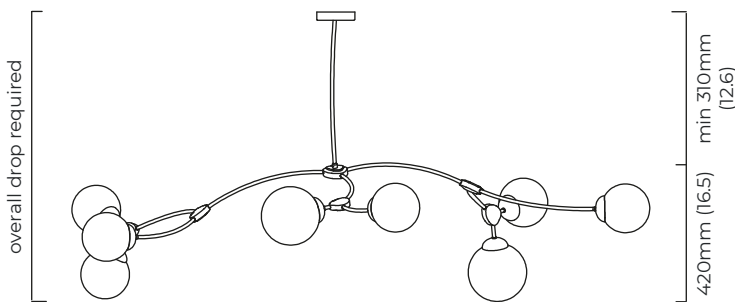
WEIGHT

12kg (26.5lbs)

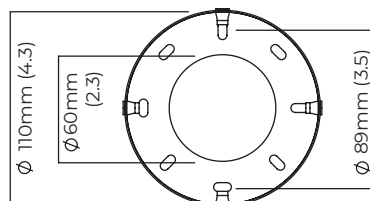
CERTIFICATION



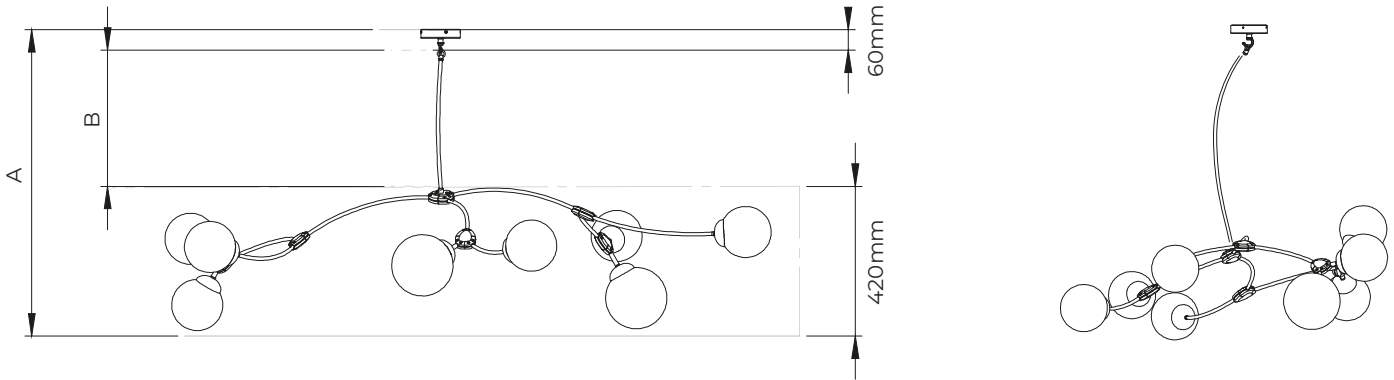
E492308



mounting plate dimensions



DROP ROD CONFIGURATIONS



A (overall drop) mm	B (drop rod length) mm
730	250
780	300*
880	400
930	450*
980	500*
1030	550*
1080	600
1130	650*
1230	750*
1280	800
1330	850*
1430	950*
1480	1000*

A (overall drop) inches	B (drop rod length) inches
29	10
31	12*
35	16
36	18*
38	19*
41	22*
42	23
44	25*
49	30*
50	31
52	33*
56	37*
58	39*

Important information: drop rod length can not be adjusted on site.

* Certain lengths require multiple drop rod sections to achieve the overall drop of the light (see below).

*For any light specified with overall drop more than 1480mm in total, the suspension will be consisted of a straight drop rod section and curved section (example below).

